

GEMPORTS Press Release, April, 2026: In Q1 2026

## GEMPORTS RUBY TRANSACTION INDEX (GTI)

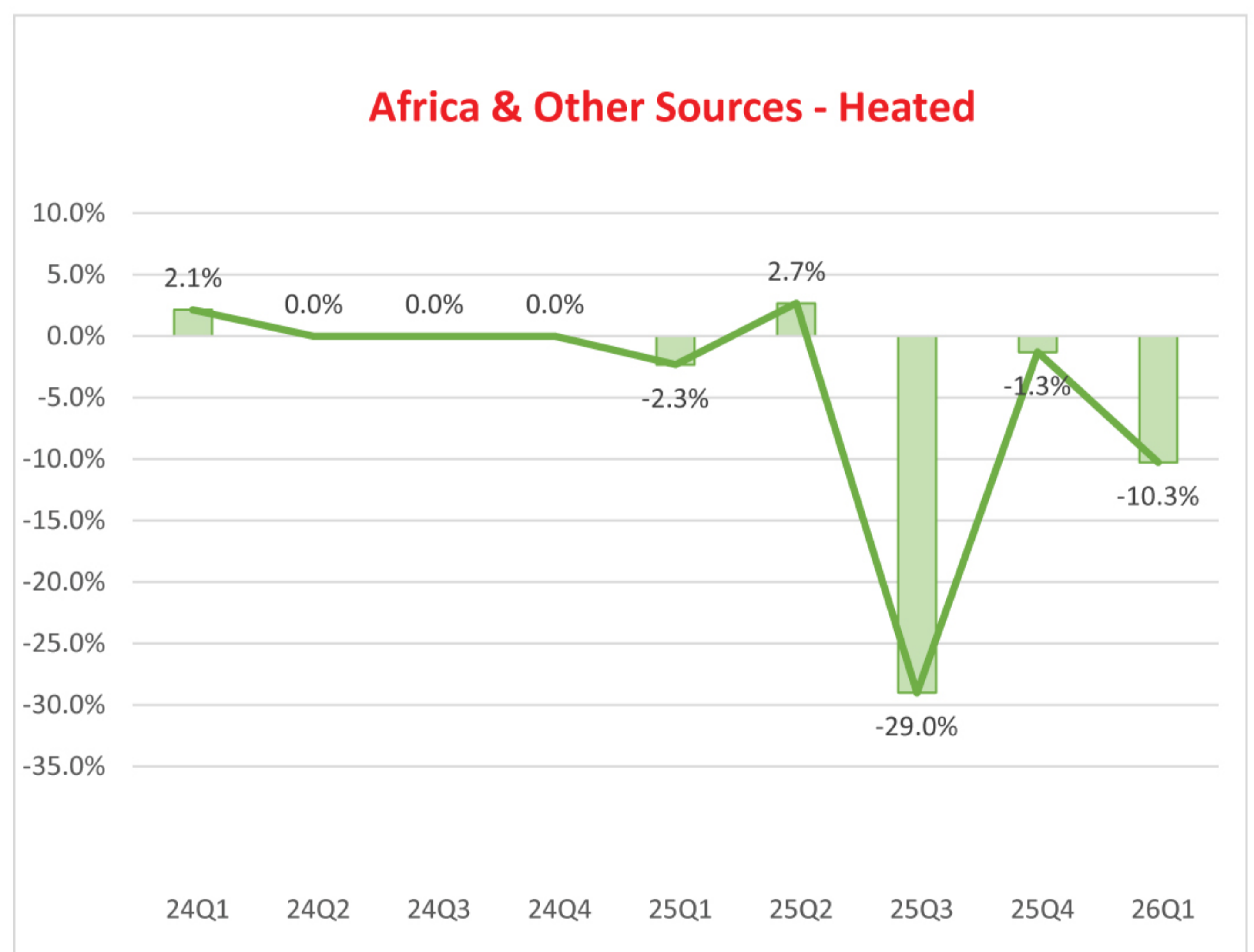
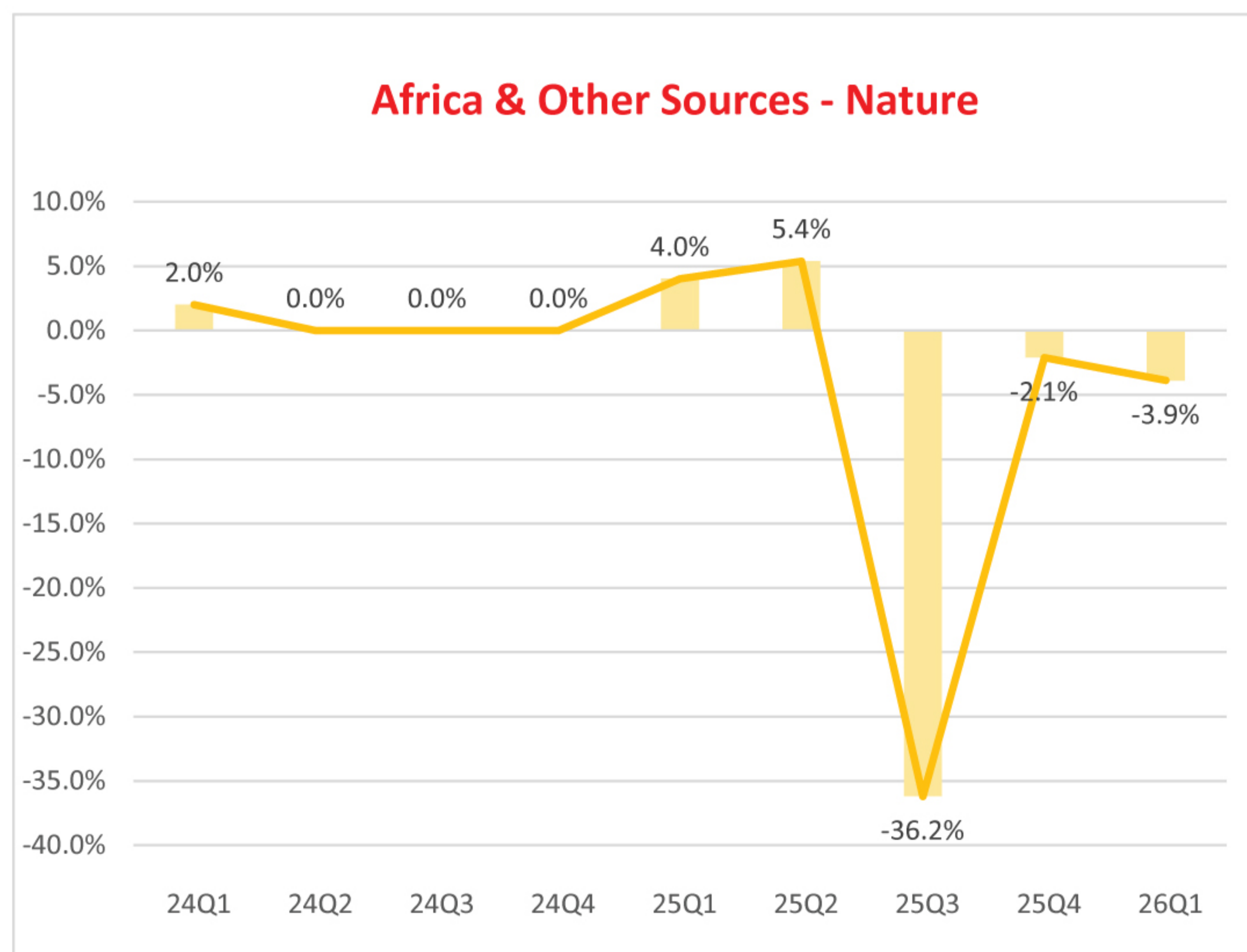
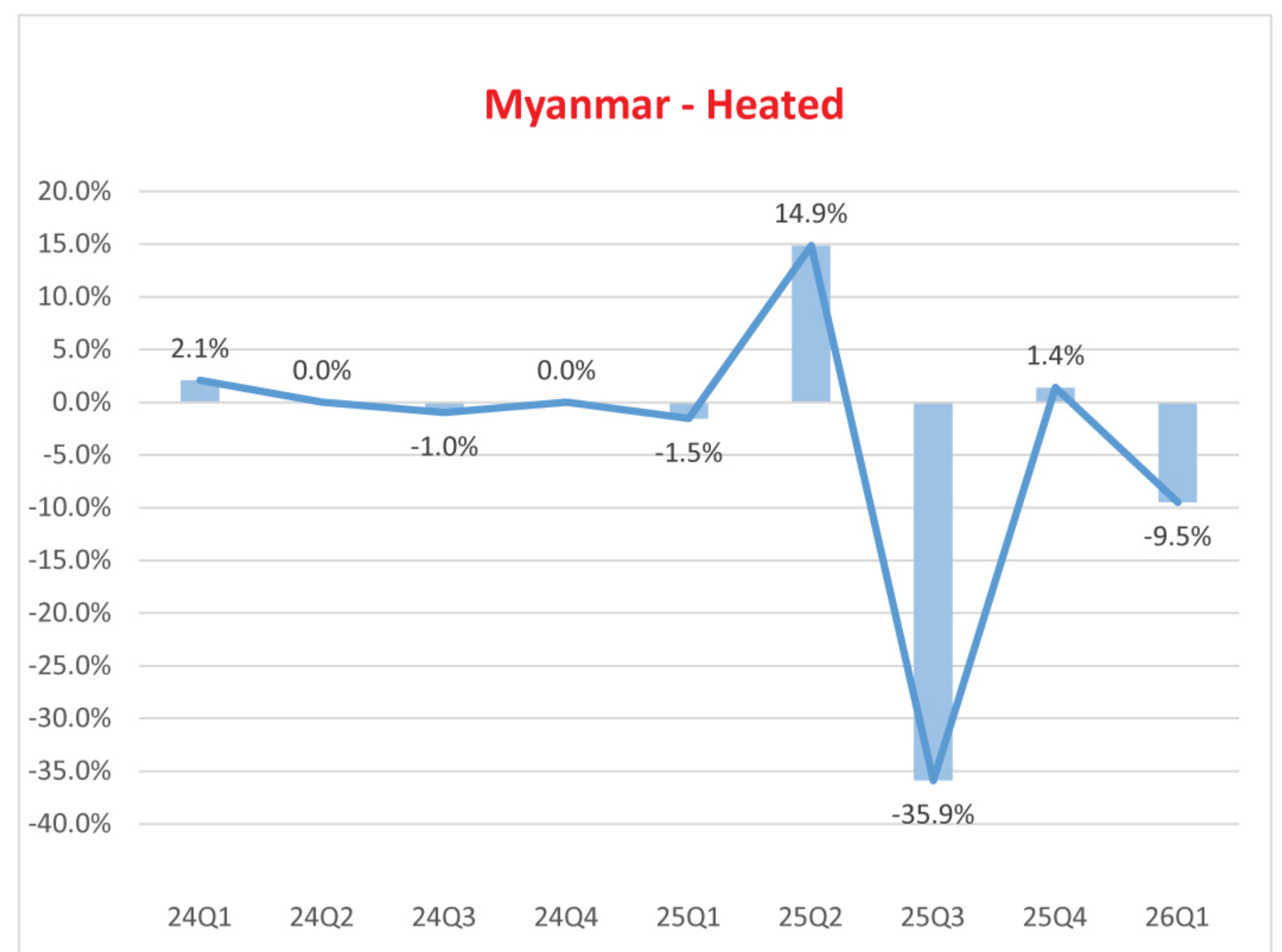
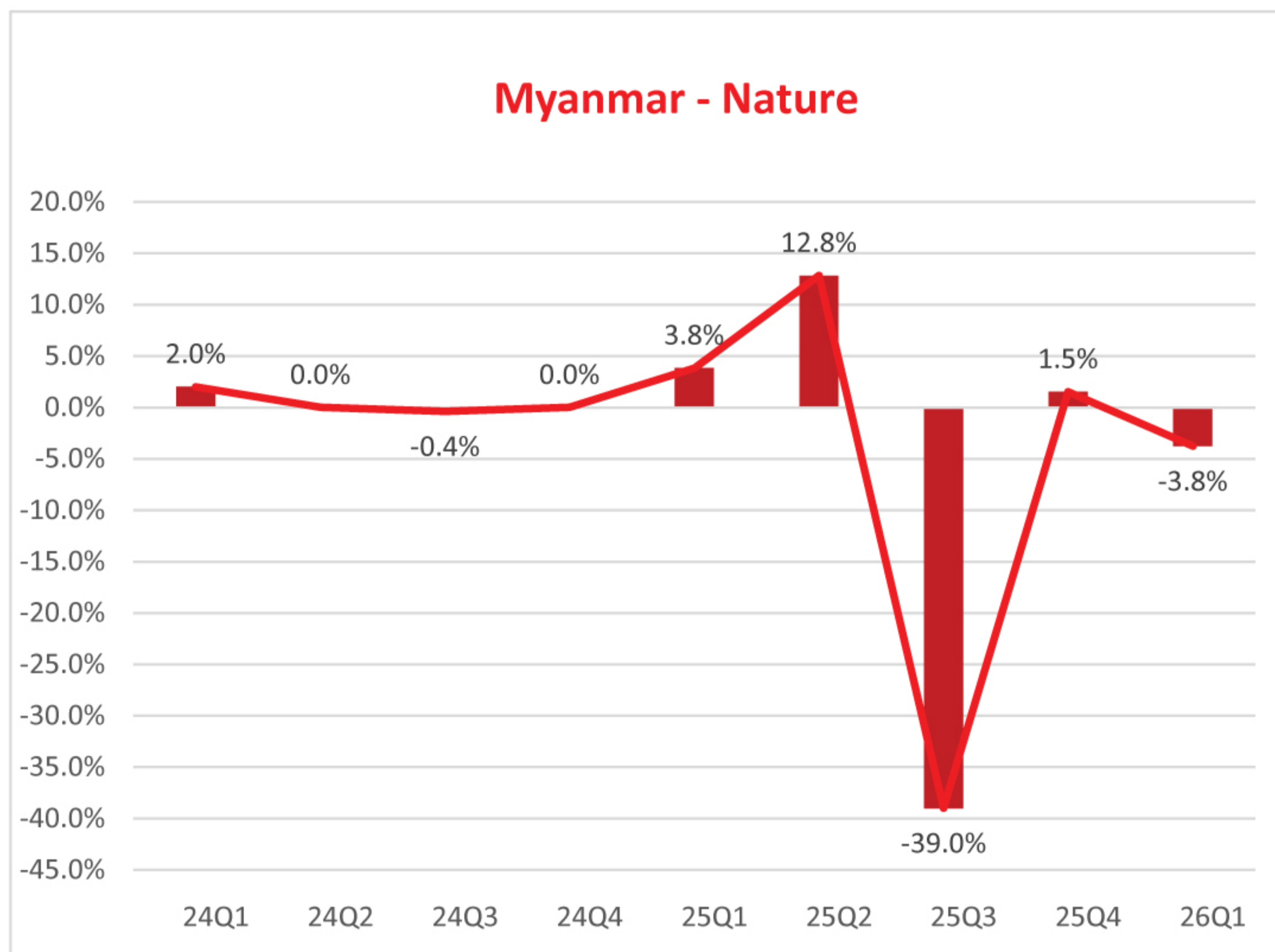
	Index	2026Q1	Year to Date (YTD) Jan. 1, 2026, to Mar. 31, 2026	Year on Year (YOY) Mar. 31, 2025, to Mar. 31, 2026	Past 5 Years 2021 to 2026Q1
<b>Myanmar • Nature</b>					
GTI 1-1.99 ct.	302.1	-7.4%	-7.4%	5.4%	56.1%
GTI 2-2.99 ct.	327.4	-5.5%	-5.5%	12.3%	68.5%
GTI 3-4.99 ct.	372.4	-2.4%	-2.4%	23.0%	91.8%
GTI 5-9.99 ct.	384.7	-0.7%	-0.7%	25.7%	98.0%
GTI 10 ct.	376.3	-0.8%	-0.8%	22.7%	93.7%
<b>Myanmar • Heated</b>					
GTI 1-1.99 ct.	272.5	-14.9%	-14.9%	-2.5%	39.0%
GTI 2-2.99 ct.	284.4	-13.8%	-13.8%	1.7%	45.6%
GTI 3-4.99 ct.	318.6	-7.8%	-7.8%	13.3%	63.9%
GTI 5-9.99 ct.	352.9	-1.2%	-1.2%	21.7%	81.7%
GTI 10 ct.	343.5	-0.8%	-0.8%	18.8%	76.8%
<b>Africa &amp; Other Sources • Nature</b>					
GTI 1-1.99 ct.	273.5	-7.7%	-7.7%	-5.4%	40.7%
GTI 2-2.99 ct.	276.3	-5.5%	-5.5%	-6.3%	42.5%
GTI 3-4.99 ct.	319.1	-0.8%	-0.8%	4.2%	64.2%
GTI 5-9.99 ct.	328.1	0.0%	0.0%	7.1%	68.9%
GTI 10 ct.	336.6	0.0%	0.0%	8.0%	73.3%
<b>Africa &amp; Other Sources • Heated</b>					
GTI 1-1.99 ct.	246.6	-15.2%	-15.2%	-13.3%	24.8%
GTI 2-2.99 ct.	245.7	-14.1%	-14.1%	-12.5%	26.6%
GTI 3-4.99 ct.	276.8	-3.9%	-3.9%	-3.1%	42.4%
GTI 5-9.99 ct.	309.3	0.0%	0.0%	7.7%	59.2%
GTI 10 ct.	294.6	0.0%	0.0%	0.8%	51.6%

Source: Based on TGJTA, GJPCT, GAC, and NGTC data.

©Copyright 2019-2025, Gemparts

Q1 2026 GTI Highlights

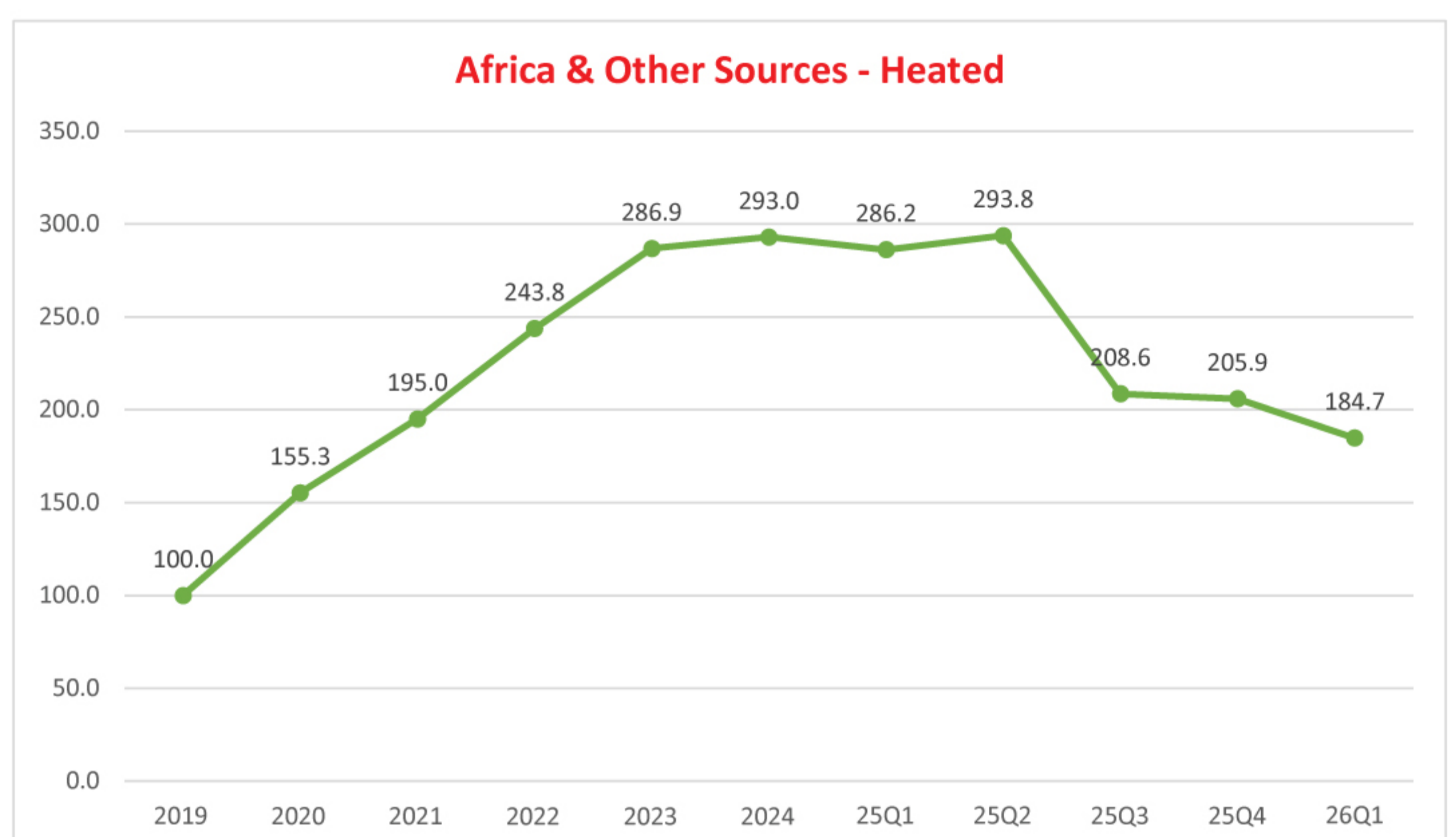
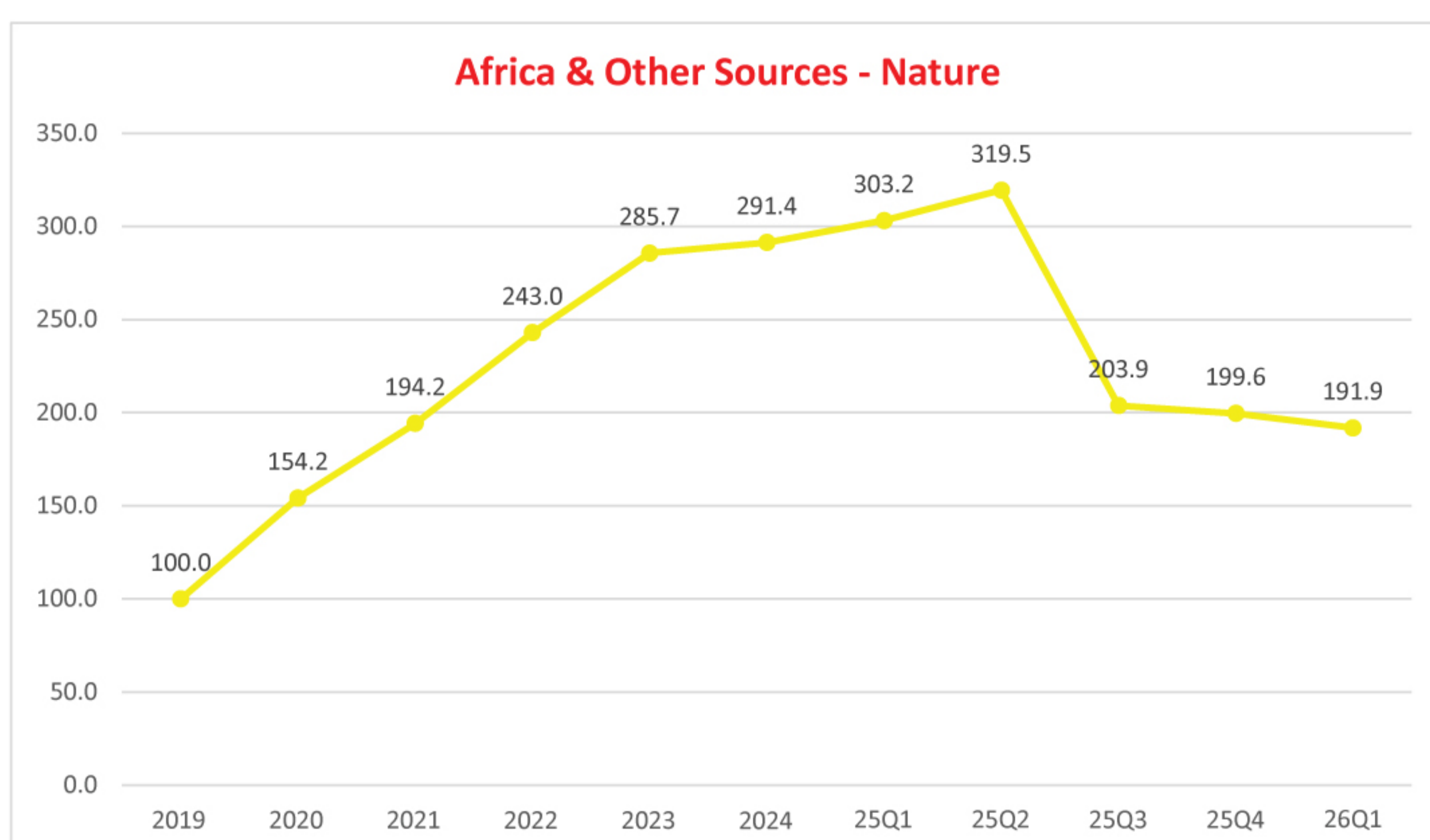
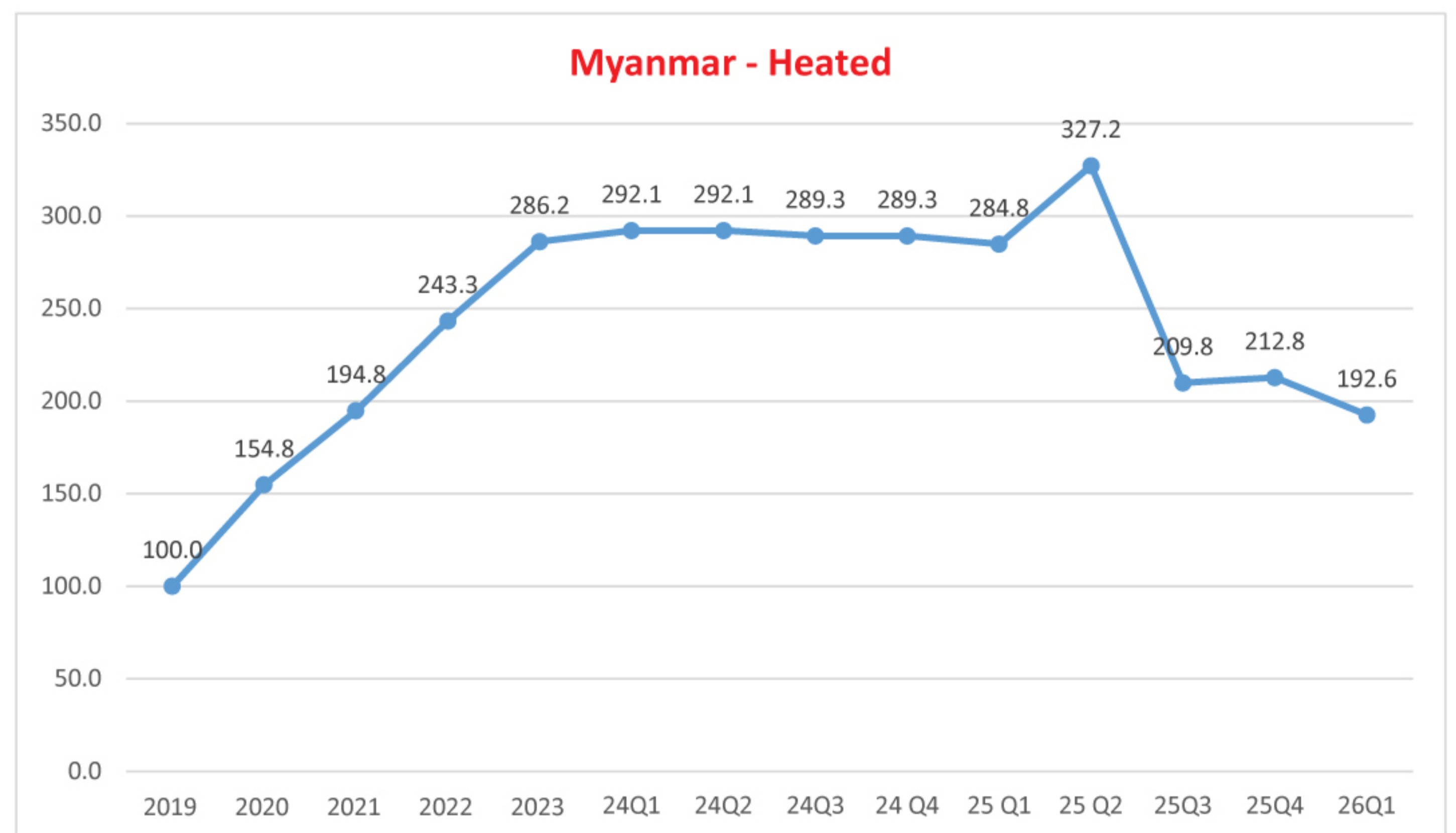
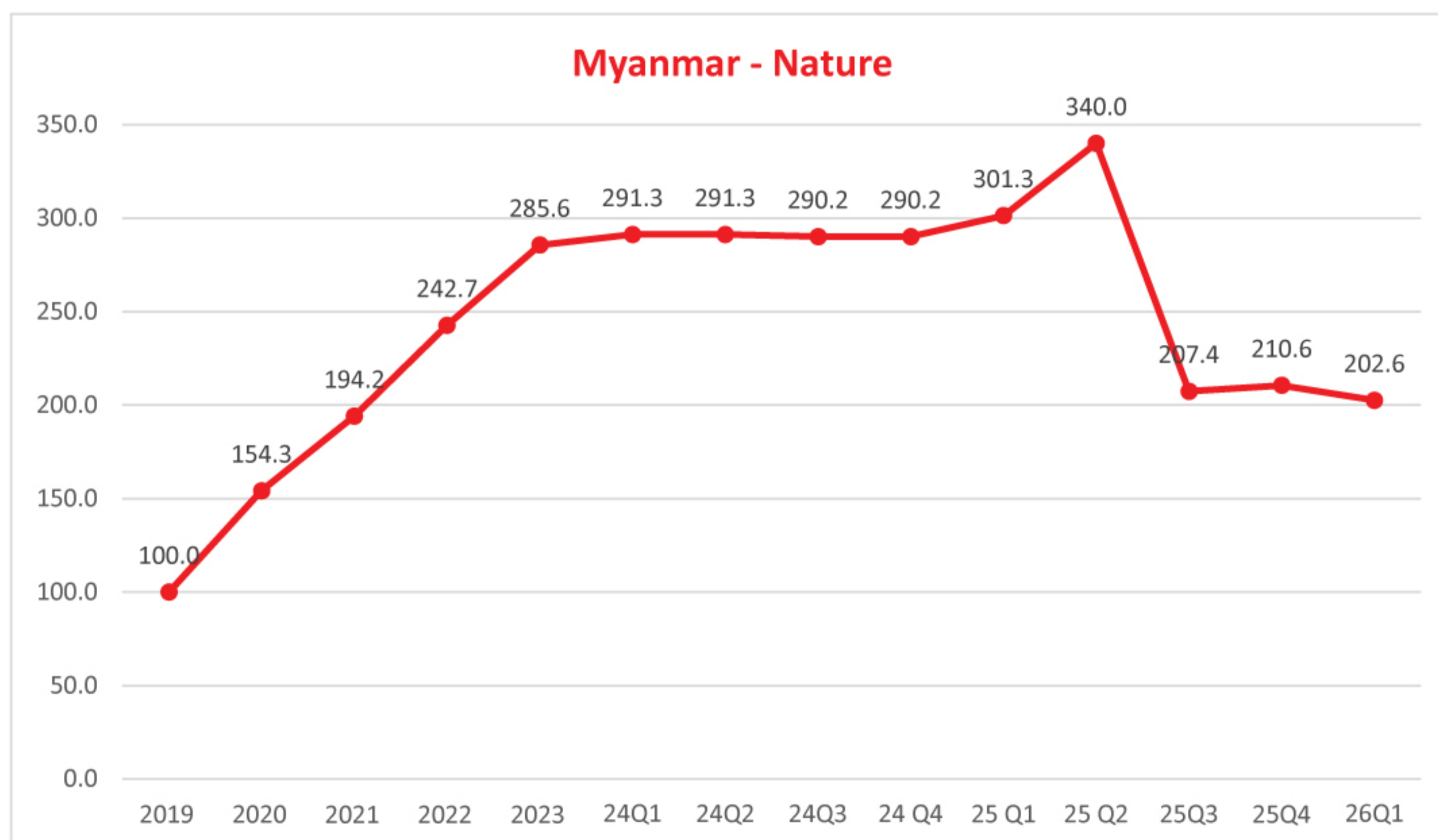
**GEMPORTS RUBY TRANSACTION INDEX (GTI)**  
PERCENT CHANGE QUATER-TO-QUATER



Source: Based on TGJTA, GJPCT, GAC, and NGTC data.  
©Copyright 2019-2025, Gemports

## GEMPORTS RUBY TRANSACTION INDEX (GTI)

### 2019 - 2025 | 2019 = 100



Source: Based on TGJTA, GJPCT, GAC, and NGTC data.

©Copyright 2019-2025, Gempports



**About the Gempports Transaction Index (GTI):** The Gempports Transaction Index (GTI) serves as the benchmark for the colored gemstone market, specifically tracking Ruby and Sapphire activity. Far beyond a simple price tracker, its methodology deeply integrates market transaction data by rigorously factoring in price movement and trade volume across key characteristics like size, quality, treatment and origin. This makes the GTI an essential and powerful tool for industry stakeholders, providing a holistic outlook on market trends, liquidity, and stone availability for planning and investment.

**About the Gempports:** The Gempports is an international gemstone trade network offering value-added services that make gemstone transaction more transparent, easier, and safer across B2B, B2C, and C2C markets. Convened in 2019, Gempports was launched by GAC, NGTC, TGJTA, and GJPCT as a collaborative initiative. Gempports activities include Gempports Information Services, providing Gempports Price Report for gemstones, as well as research, analysis and news; GempportsEdu, the world's first-class gemstone trade education and membership services; and Gempports Trading and Auction Services. Additional information is available at [www.gempports.com](http://www.gempports.com).