

GEMPORTS Press Release, January 12, 2026: In Q4 2025

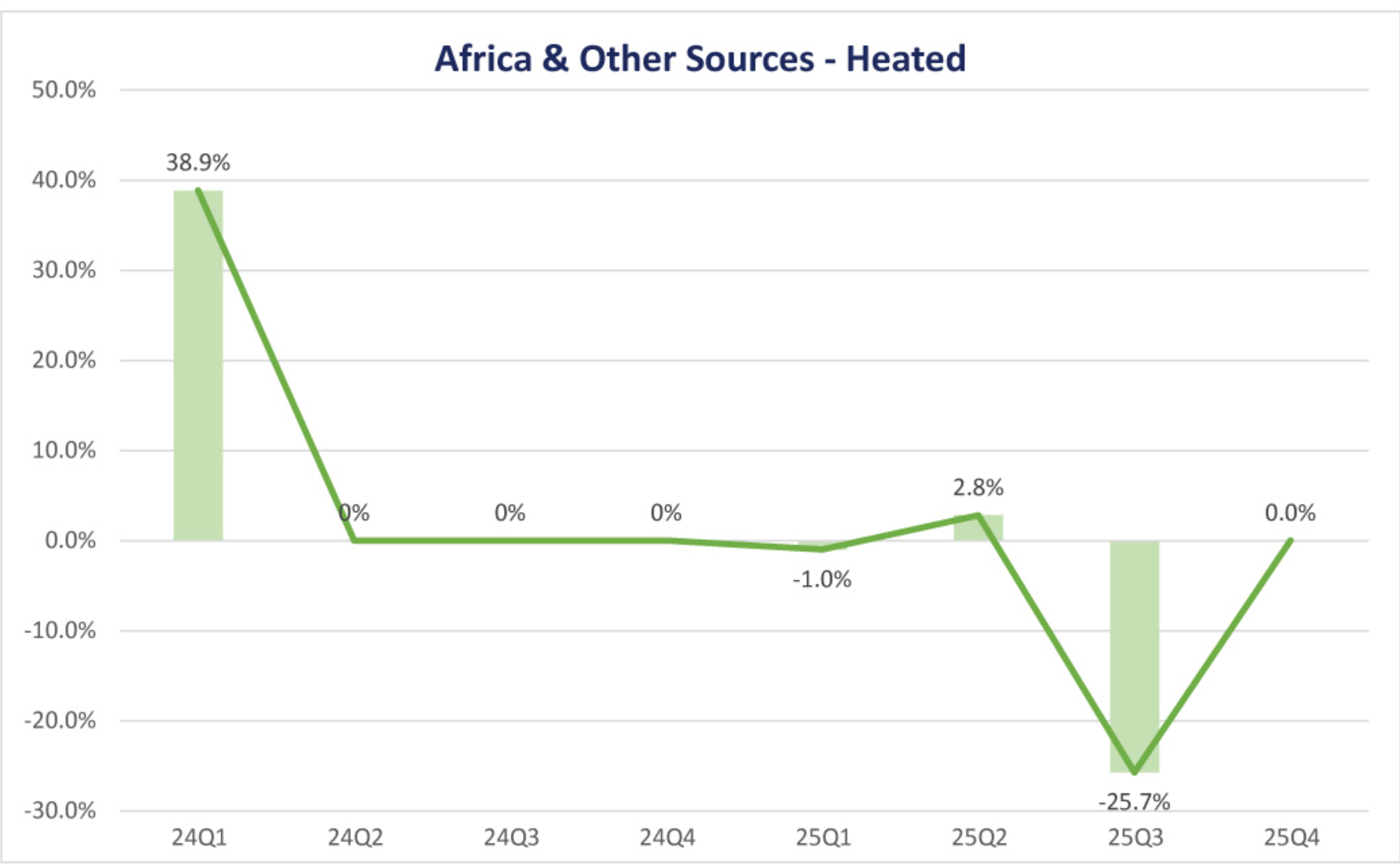
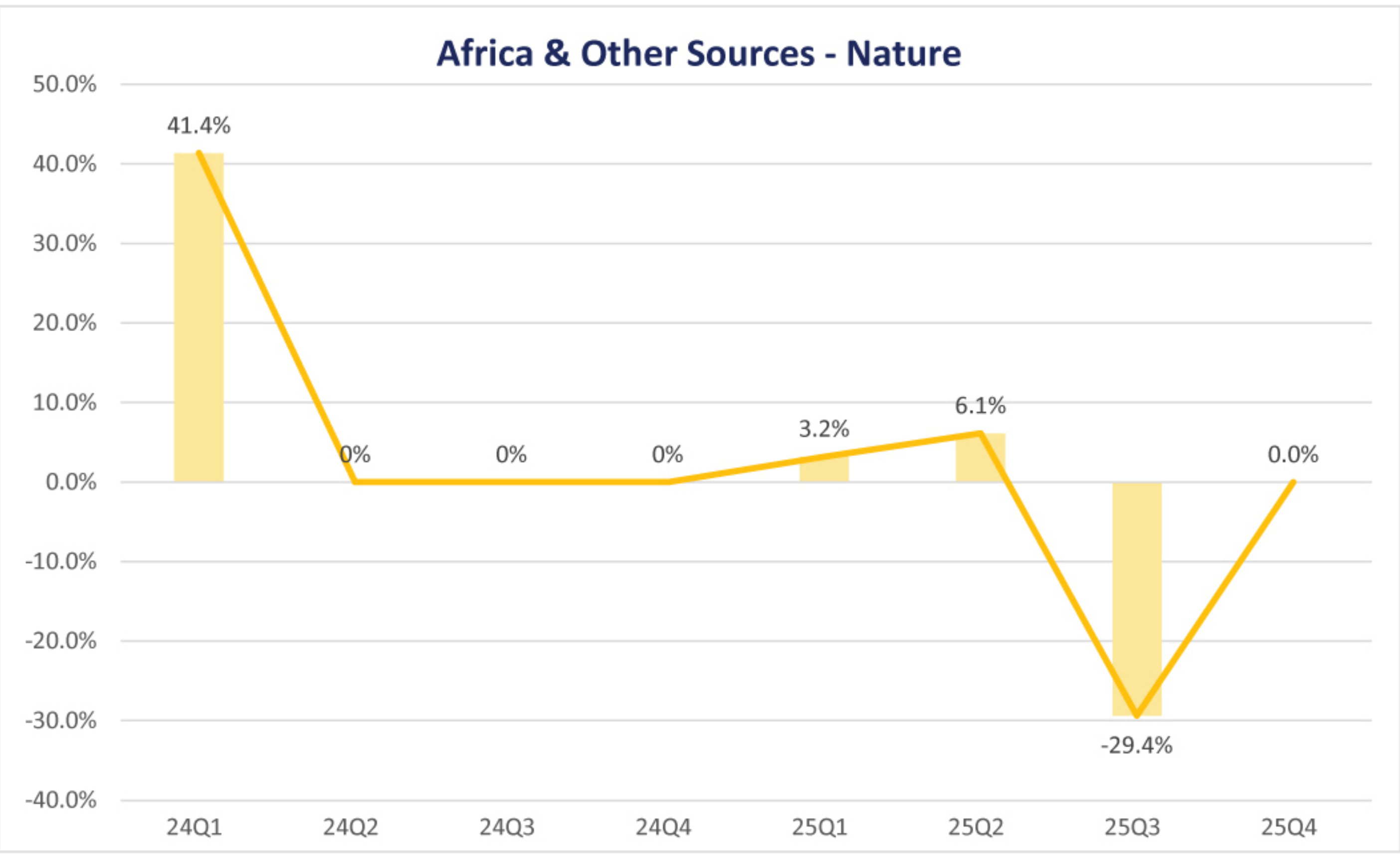
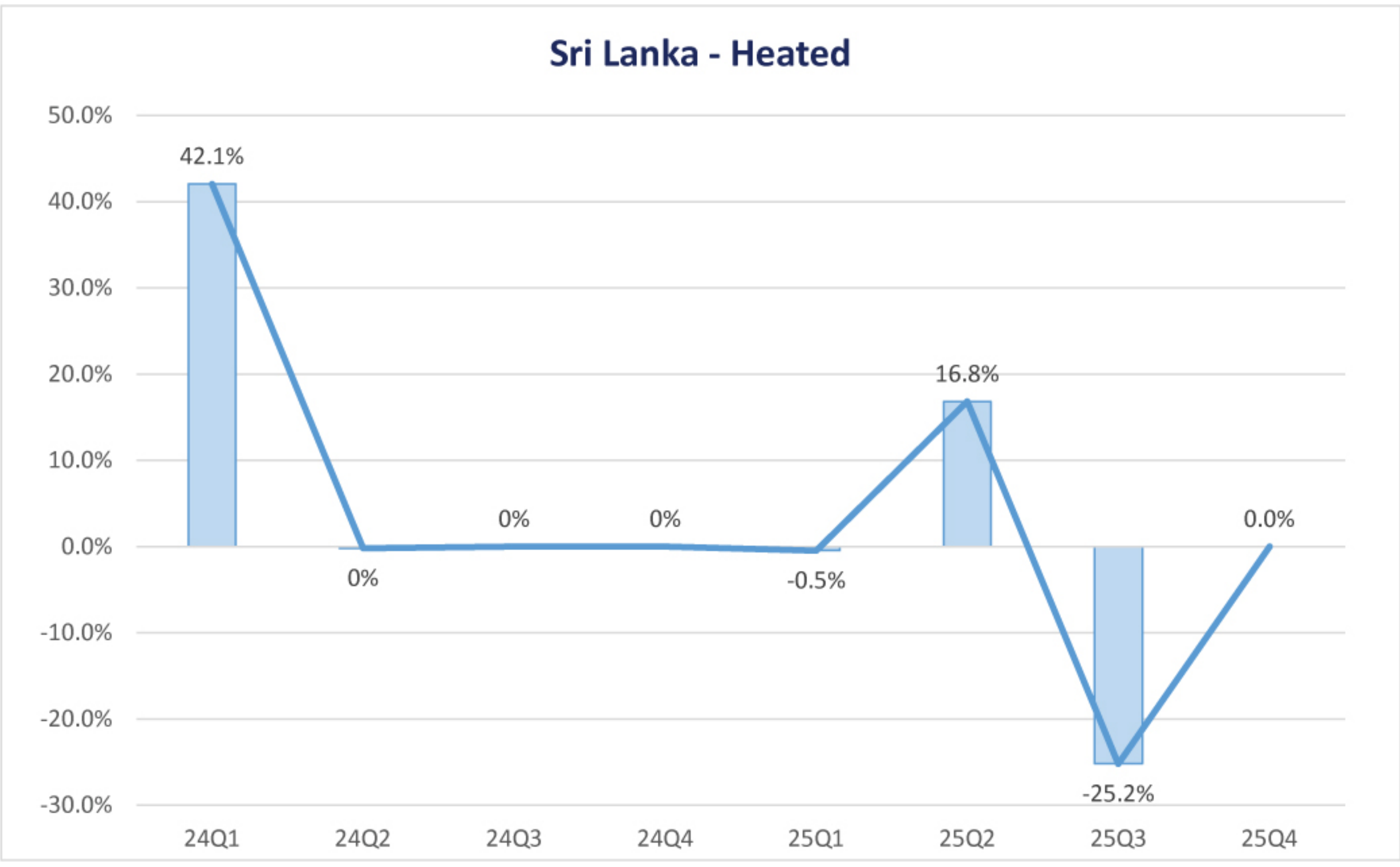
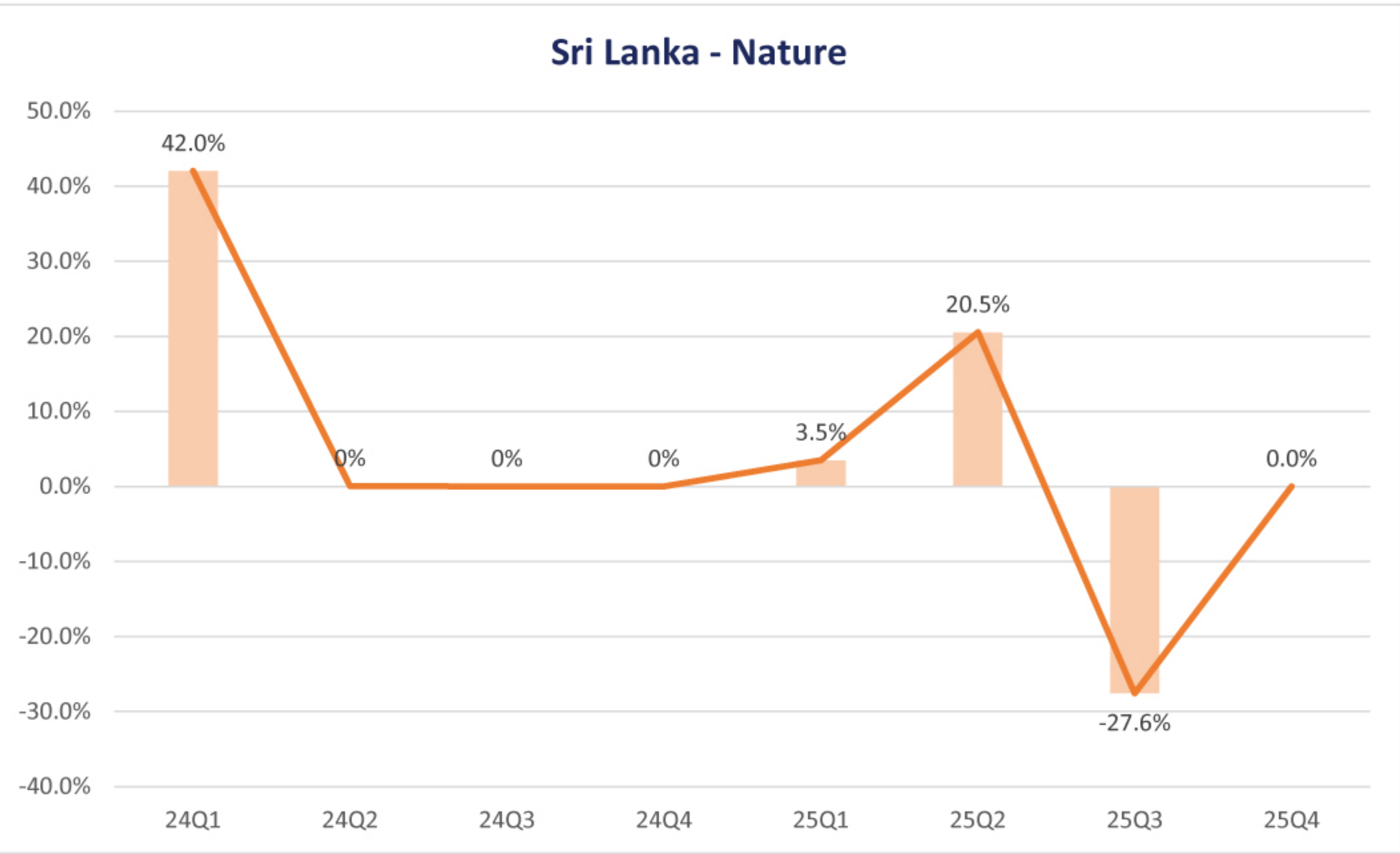
	Index	2025Q4	Year to Date (YTD) Jan. 1, 2025, to Dec. 30, 2025	Year on Year (YOY) Dec. 30, 2024, to Dec. 30, 2025	Past 5 Years Jan. 1, 2020, to Dec. 30, 2025
Sri Lanka • Nature					
GPI 1-1.99 ct.	167.3	0.0%	14.3%	14.3%	73.5%
GPI 2-2.99 ct.	176.3	0.0%	17.1%	17.1%	85.7%
GPI 3-4.99 ct.	174.8	0.0%	14.7%	14.7%	81.3%
GPI 5-9.99 ct.	171.2	0.0%	13.0%	13.0%	78.2%
GPI 10-19.99 ct.	168.7	0.0%	10.6%	10.6%	76.0%
GPI 20 ct.	170.0	0.0%	11.4%	11.4%	77.4%
Sri Lanka • Heated					
GPI 1-1.99 ct.	149.7	0.0%	5.9%	5.9%	66.9%
GPI 2-2.99 ct.	155.8	0.0%	5.7%	5.7%	64.4%
GPI 3-4.99 ct.	167.7	0.0%	11.3%	11.3%	76.6%
GPI 5-9.99 ct.	161.5	0.0%	5.3%	5.3%	67.2%
GPI 10-19.99 ct.	158.3	0.0%	5.0%	5.0%	64.7%
GPI 20 ct.	161.8	0.0%	7.6%	7.6%	68.9%
Africa & Other Sources • Nature					
GPI 1-1.99 ct.	143.1	0.0%	-3.0%	-3.0%	46.8%
GPI 2-2.99 ct.	143.2	0.0%	-4.5%	-4.5%	52.2%
GPI 3-4.99 ct.	151.3	0.0%	0.0%	0.0%	58.5%
GPI 5-9.99 ct.	150.2	0.0%	-0.9%	-0.9%	56.1%
GPI 10-19.99 ct.	159.6	0.0%	5.1%	5.1%	66.5%
GPI 20 ct.	168.2	0.0%	10.7%	10.7%	75.6%
Africa & Other Sources • Heated					
GPI 1-1.99 ct.	122.7	0.0%	-7.0%	-7.0%	33.4%
GPI 2-2.99 ct.	133.2	0.0%	-10.3%	-10.3%	37.1%
GPI 3-4.99 ct.	138.6	0.0%	-6.3%	-6.3%	46.9%
GPI 5-9.99 ct.	145.4	0.0%	-4.4%	-4.4%	50.2%
GPI 10-19.99 ct.	144.8	0.0%	-4.4%	-4.4%	51.5%
GPI 20 ct.	153.2	0.0%	0.7%	0.7%	59.8%

Source: Based on TGJTA, GJPCT, GAC and NGTC data.

©Copyright 2019-2025, Gemparts

Q4 2025 Sapphire GTI Highlights

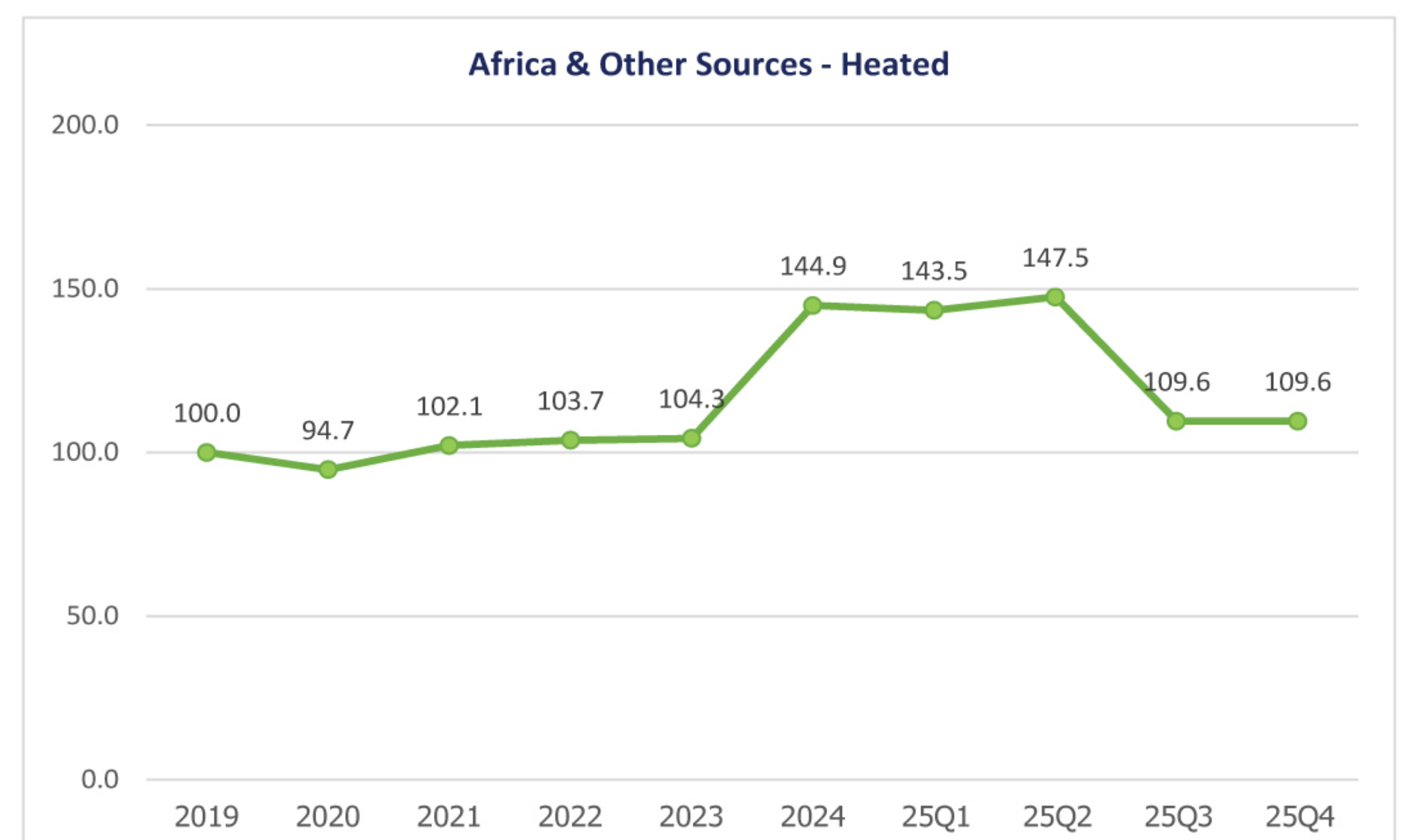
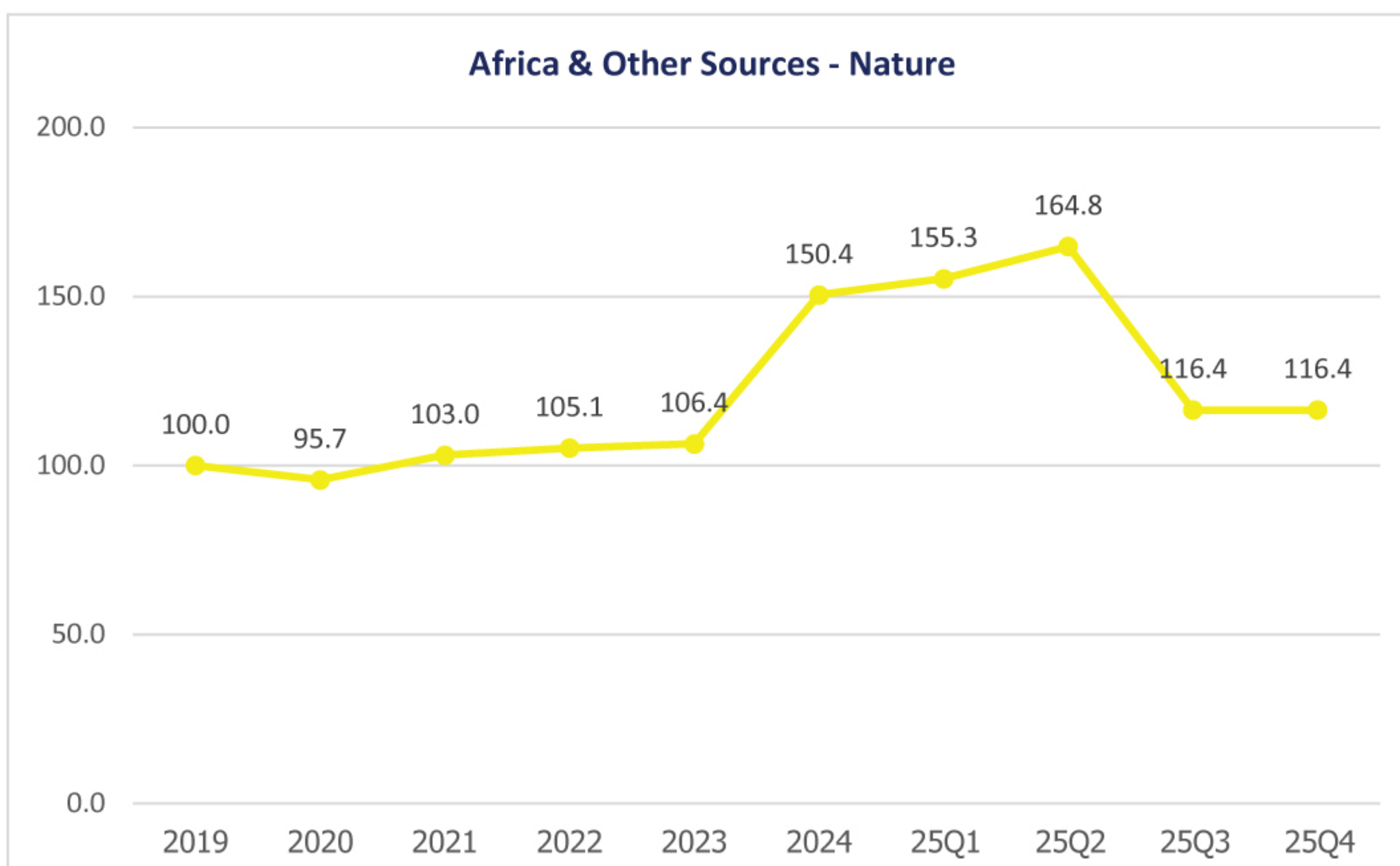
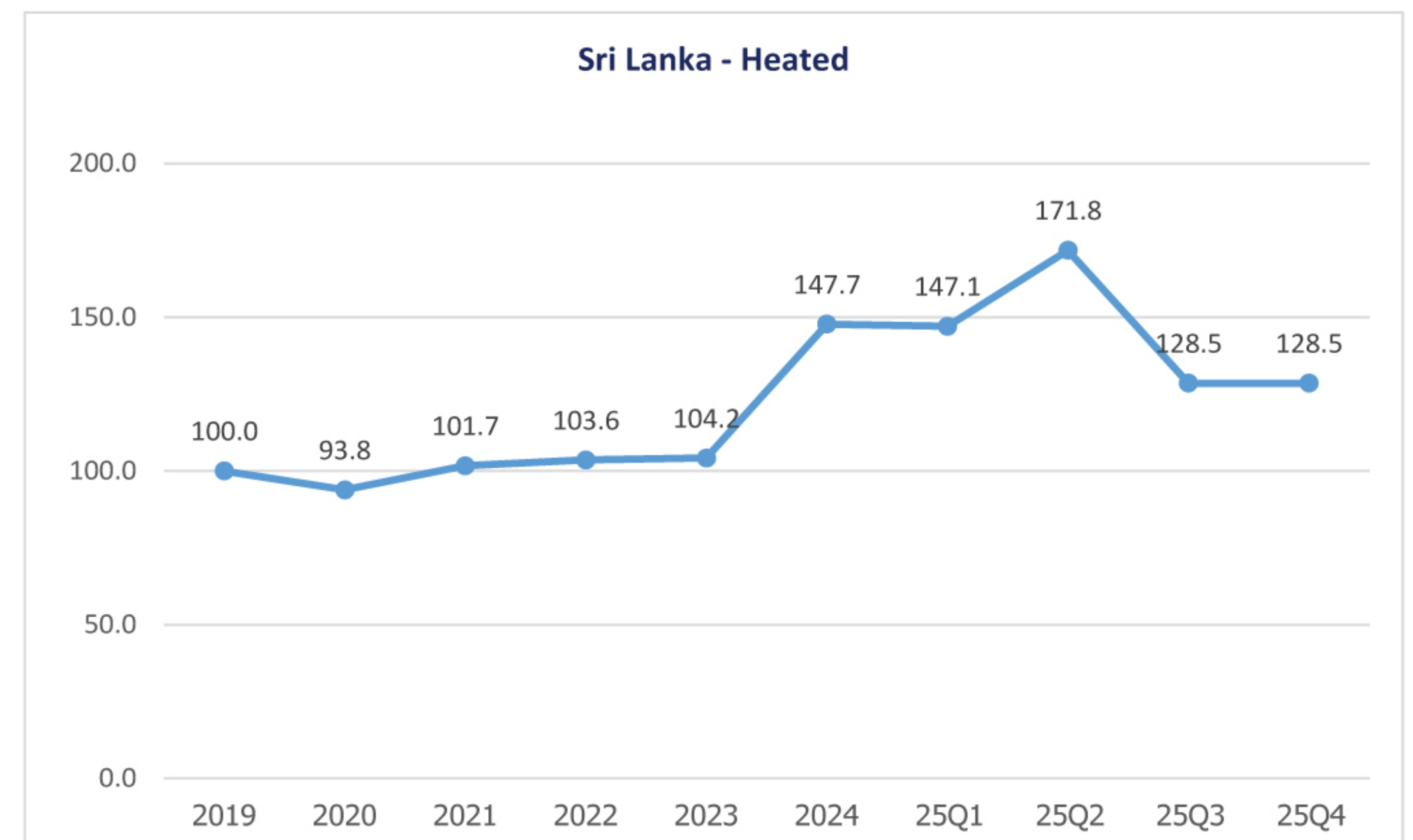
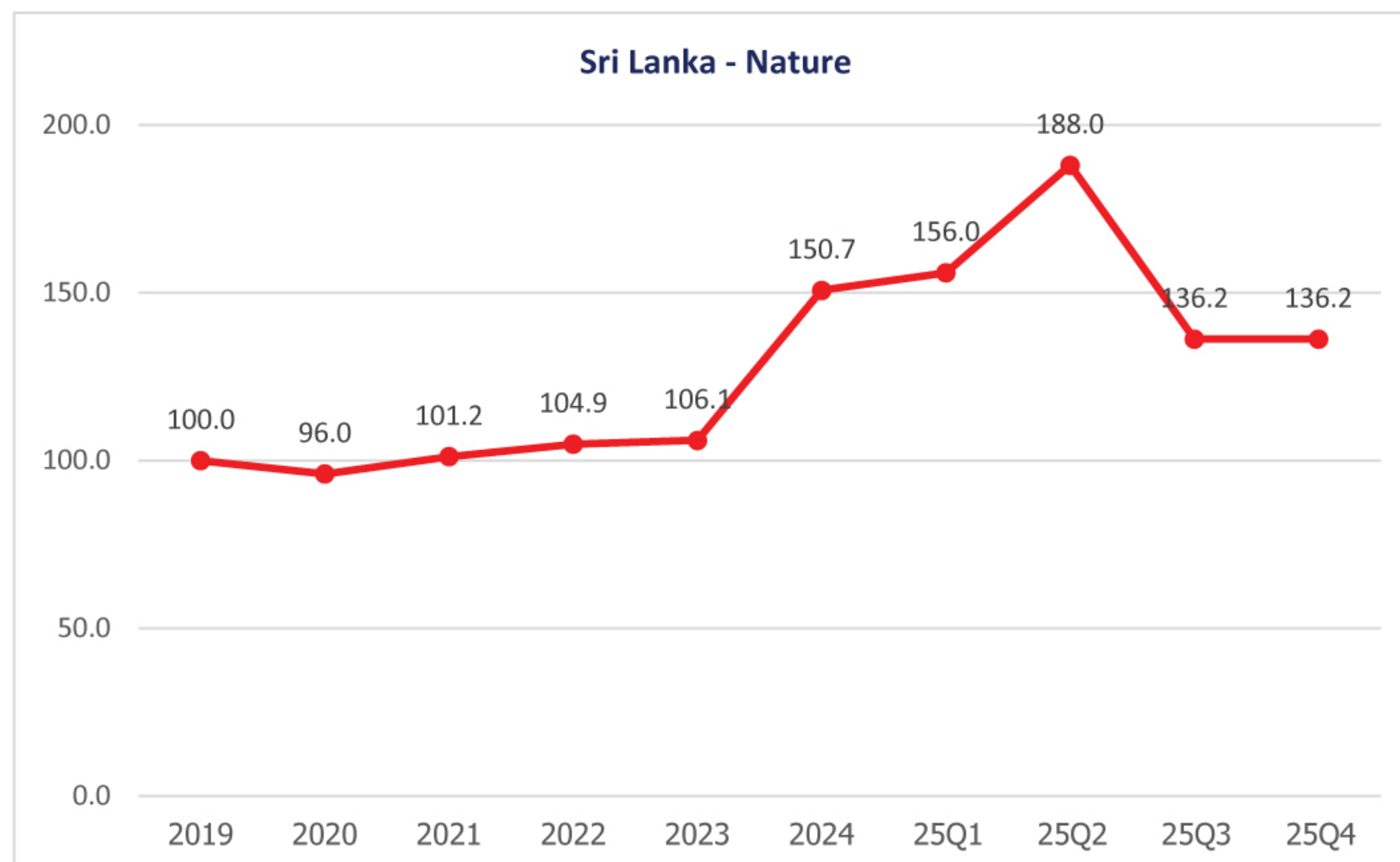
GEMPORTS SAPPHIRE TRANSACTION INDEX (GTI)
PERCENT CHANGE QUATER-TO-QUATER



Source: Based on TGJTA, GJPCT, GAC, and NGTC data.
©Copyright 2019-2025, Gemports

Q1 2026 Market Outlook

GEMPORTS SAPPHIRE TRANSACTION INDEX (GTI) 2019 - 2025 | 2019 = 100



Source: Based on TGJTA, GJPCT, GAC and NGTC data.

©Copyright 2019-2025, Gempports

About the Gempports Transaction Index (GTI): The Gempports Transaction Index (GTI) serves as the benchmark for the colored gemstone market, specifically tracking Ruby and Sapphire activity. Far beyond a simple price tracker, its methodology deeply integrates market transaction data by rigorously factoring in price movement and trade volume across key characteristics like size, quality, treatment and origin. This makes the GTI an essential and powerful tool for industry stakeholders, providing a holistic outlook on market trends, liquidity, and stone availability for planning and investment.

About the Gempports: The Gempports is an international gemstone trade network offering value-added services that make gemstone transaction more transparent, easier, and safer across B2B, B2C, and C2C markets. Convened in 2019, Gempports was launched by GAC, NGTC, TGJTA, and GJPCT as a collaborative initiative. Gempports activities include Gempports Information Services, providing Gempports Price Report for gemstones, as well as research, analysis and news; GempportsEdu, the world's first-class gemstone trade education and membership services; and Gempports Trading and Auction Services. Additional information is available at www.gempports.com.